



Rental Car Return



P

Ramp  
\$10/day

P

Surface Lot  
\$8/day

Walk from Surface Lot  
(700 feet, approximately  
3 to 5 minutes)

Park & Walk

Economy Lot  
\$6/day

Walk from Economy Lot  
(1,500 feet, approximately  
6 to 8 minutes)

To Madison



Darwin Road

Inbound International Lane

Outbound International Lane

Employee Lot

Cell Phone Lot

No Fee  
Park & Wait  
(Access through  
Employee Lot)

Permit Only Lot

Terminal Building

Rental Car Pickup

Commercial Lane











Hourly Parking

Bicycle/Motorcycle Parking

Hourly Entrance

Daily Entrance

Parking Entrance

-  Elevator
-  Hotel & Courtesy Vehicles
-  Madison Metro Bus Stop
-  Parking
-  Rental Car Lot
-  Skywalk
-  Ride Share Vehicles
-  Taxis
-  Handicap Parking
-  Electronic Car Charging Station

Parking Exit

Walking Path

Exit

Entrance

